



530-550W

G7P72MW | 144-cell

Mono-facial Module with White Backsheet

9/10BB Half-cut Mono Perc



Product Warranty



Power Warranty

KEY FEATURES



9/10BB Cell

More uniform current collection capability, reducing the current heat loss of the internal cells.



Lower LCOE

2% more power generation, lower LCOE



IP68 Junction Box

High waterproof level



Significantly Lower the Risk of Hot Spot

Special circuit design with much lower hot spot temperature



Excellent Anti-PID Performance

2 times of industry standard Anti-PID test



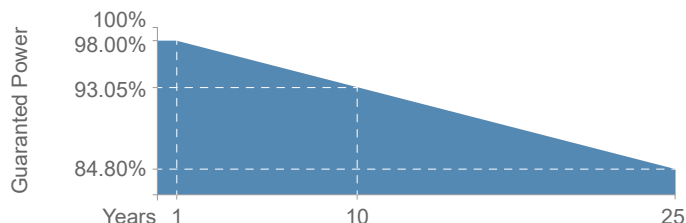
INTRODUCTION

SYSTEM & PRODUCT CERTIFICATES

- Manufacturer of crystalline silicon photovoltaic modules
- Fully automatic facility and world-class technology
- Rigorous quality control to meet the highest standard: ISO9001:2015, ISO14001: 2015 and ISO45001:2008
- Tested for harsh environments (salt mist, ammonia corrosion and sand blowing test: IEC 61701, IEC 62716)
- Long term reliability tests
- 2x100% EL inspection ensuring defect-free modules
- Fire class1 certificate for ITALY

PERFORMANCE WARRANTY

12 Years Product Warranty 25 Years Linear Power Warranty



Andes-G7P72MW 530-550W

550W

Output

21.50%

Efficiency

≤2%

First Year Degradation

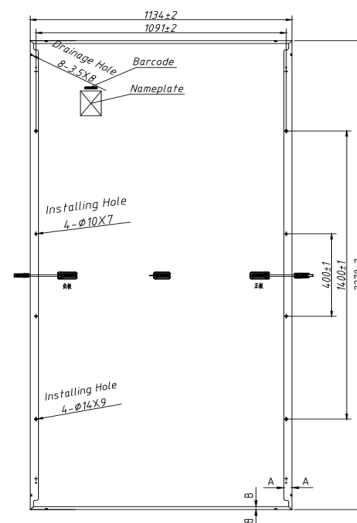
≤0.55%

Year 2-25 Power Degradation

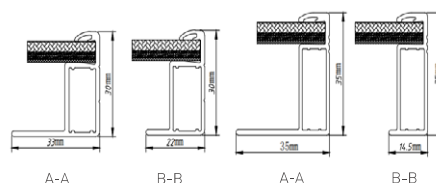
Mechanical Characteristics

Cell Type	P-Type Perc Cell (9/10Busbar)
Dimension	2278×1134×30/35mm
Cell Dimension	182×91mm
Cell Amount	72×2 pcs
Weight	Approx 28.7/29.0kg
Junction Box	IP68
Frame	Anodized Aluminum
Front Side Glass	3.2, Anti-reflection coating glass
Connector	MC4 Compatible or MC Compatible
Cable	4.0mm ² ,300mm

TECHNICAL DRAWING



Back View



Packing Configuration

Pieces Per Pallet	36/31 Pieces
Modules/40' Container	720/620 Pieces
Modules/17.5 Flatcar	972/868 Pieces

Electrical Characteristics (STC: AM1.5 1000W/m² 25°C NOCT: AM1.5 800W/m² 20°C 1m/s)

Model	G7P72MW-530W		G7P72MW-535W		G7P72MW-540W		G7P72MW-545W		G7P72MW-550W	
	STC	NOCT	STC	NOCT	STC	NOCT	STC	NOCT	STC	NOCT
Testing Condition	STC	NOCT	STC	NOCT	STC	NOCT	STC	NOCT	STC	NOCT
Maximum Power (Pmax/W)	530	394	535	398	540	402	545	406	550	410
Operating Voltage (Vmpp/V)	40.56	37.92	40.63	38.05	40.70	38.19	40.80	38.32	40.90	38.46
Operating Current (Impp/A)	13.07	10.40	13.17	10.46	13.27	10.52	13.36	10.58	13.45	10.64
Open-circuit Voltage (Voc/V)	49.26	46.50	49.34	46.63	49.42	46.75	49.52	46.88	49.62	47.00
Short-circuit Current (Isc/A)	13.71	11.06	13.79	11.12	13.85	11.19	13.94	11.25	14.03	11.32
Modules Efficiency (%)	20.70		20.90		21.10		21.30		21.50	

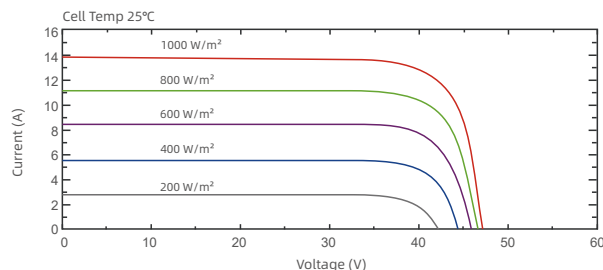
Temperature Ratings

NMOT	44±2°C
Temp Coefficient of ISC	+ 0.048%/°C
Temp Coefficient of VOC	- 0.27%/°C
Temp Coefficient of PMAX	- 0.35%/°C
Operational Temperature	-40~+85°C
Maximum System Voltage	1500V DC
Max Series Fuse Rating	20A

Optional

Connector	Original MC
Cable Length	1200mm
Frame	Black
Backsheet	Black

I-V Cure at Different Temperature [540W]



I-V / P-V Cure at Different Irradiation [540W]

